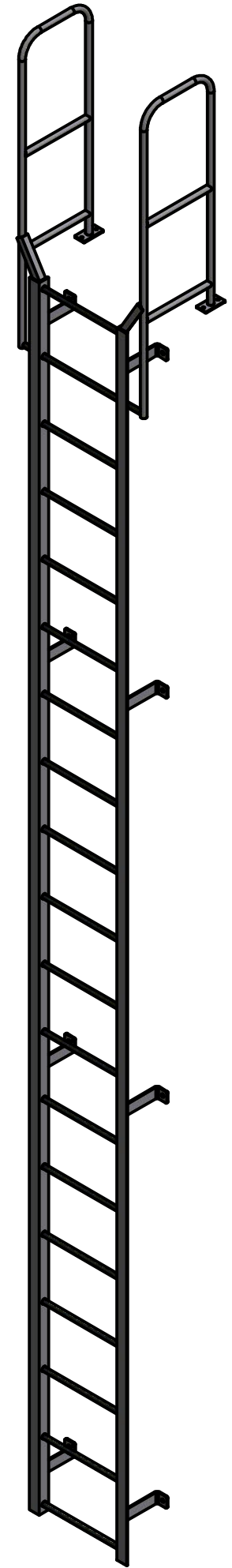
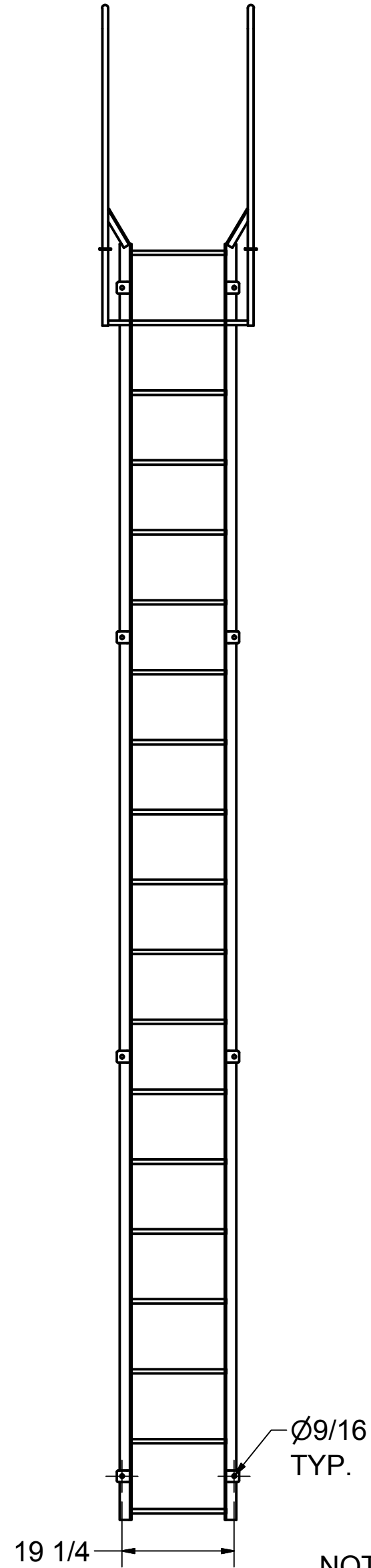
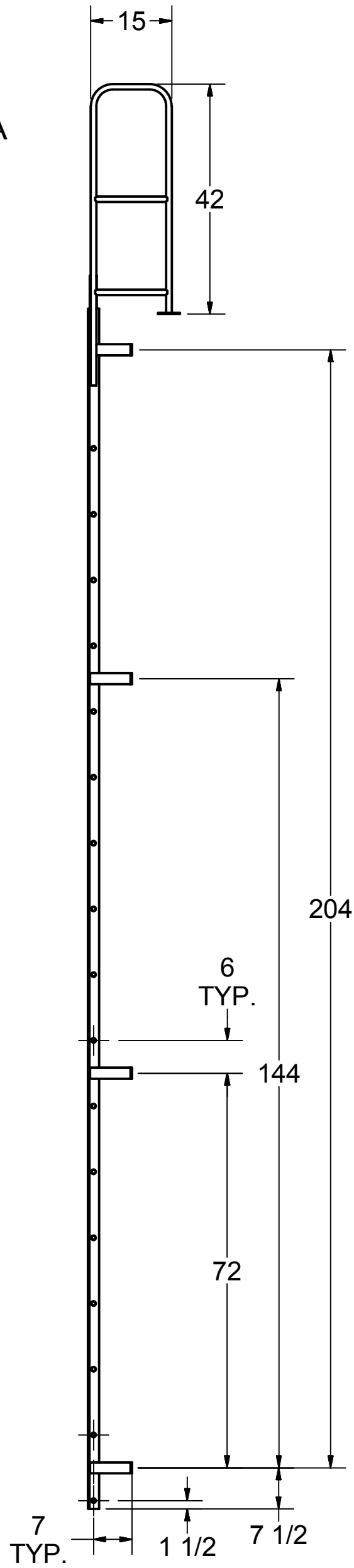
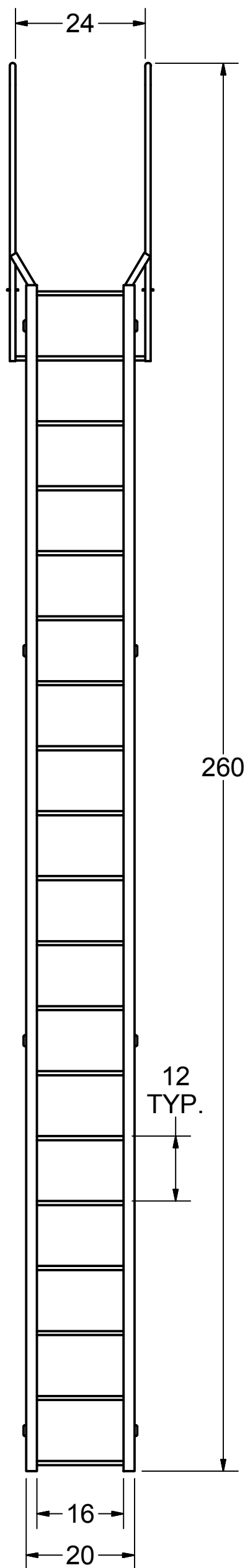


DETAIL A



NOTE:  
STANDOFF BRACKET LOCATIONS  
ARE  $\pm 1"$ .  
DO NOT PREDRILL HOLES IN THE  
STRUCTURE.  
HOLES SHOULD BE MATCH DRILLED  
TO INSURE PROPER ALIGNMENT

3D MODEL AVAILABLE IN STEP FILE FORMAT ON OUR WEBSITE



DRAWN KJS	12/4/2017	<b>cotterman co.</b> 130 Seltzer Road, Croswell, Michigan, U.S.A., 48422	
CHECKED			
APPROVED		TITLE	
PART 3570237 F19W FOR CATALOG		F19W	
THIS PRINT IS PROPERTY OF COTTERMAN® CO., AND MAY NOT BE USED IN WHOLE OR PART WITHOUT WRITTEN PERMISSION.		Drawing is computer generated, and print might not be to scale	
		SIZE C	DWG NO 3570237 F19W FOR CATALOG.dwg
		DIMENSIONS IN INCHES UNLESS NOTED	
		SHEET 1 OF 1	

REV  
A