
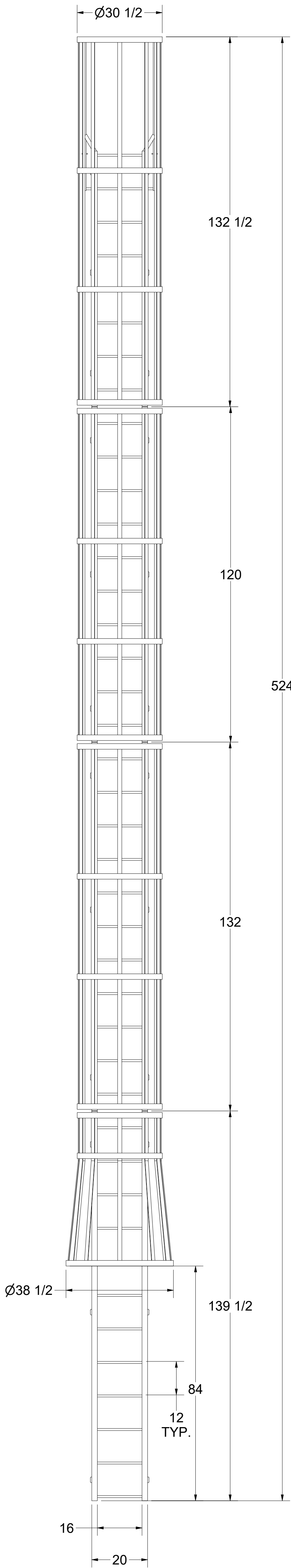
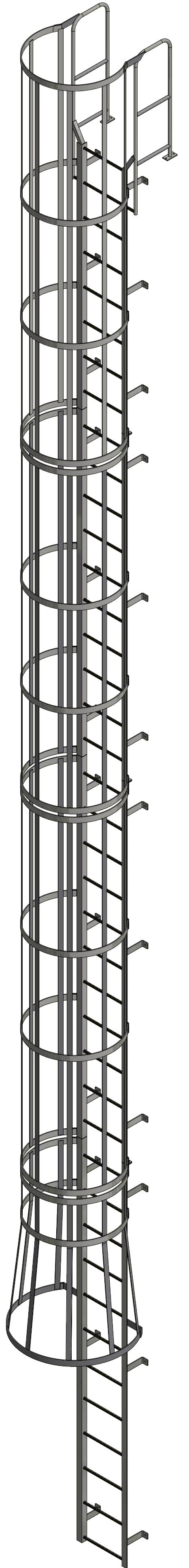
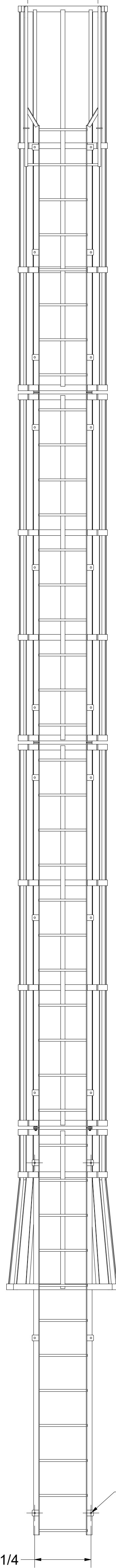


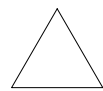
DETAIL A



24
HANDRAIL



NOTE:
STANDOFF BRACKET LOCATIONS
ARE $\pm 1"$.
DO NOT PREDRILL HOLES IN THE
STRUCTURE.
HOLES SHOULD BE MATCH DRILLED
TO INSURE PROPER ALIGNMENT



3D MODEL AVAILABLE IN STEP FILE FORMAT ON OUR WEBSITE

DRAWN SB	7/25/2018	cotterman.co. Division of Material Control, Inc. 130 Seltzer Road, Crosswell, Michigan 48422 U.S.A.	
CHECKED			
APPROVED		TITLE	
PART 3570402 F41WC FOR CATALOG		F41WC	
THIS PRINT IS PROPERTY OF COTTERMAN CO., AND MAY NOT BE USED IN WHOLE OR PART WITHOUT WRITTEN PERMISSION.		Drawing is computer generated, and print might not be to scale	
		SIZE D	DWG NO 3570402 F41WC FOR CATALOG.dwg
		DIMENSIONS IN INCHES UNLESS NOTED	
		SHEET 1 OF 1	