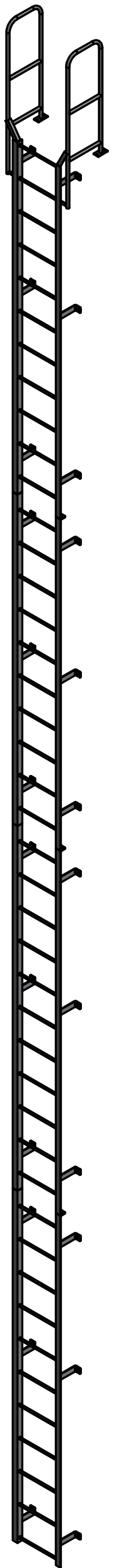
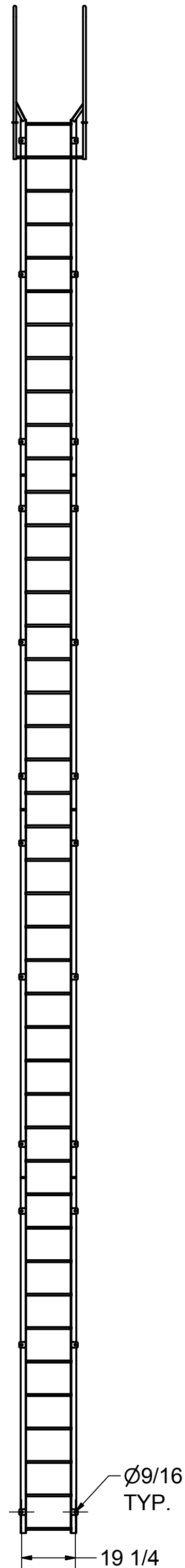
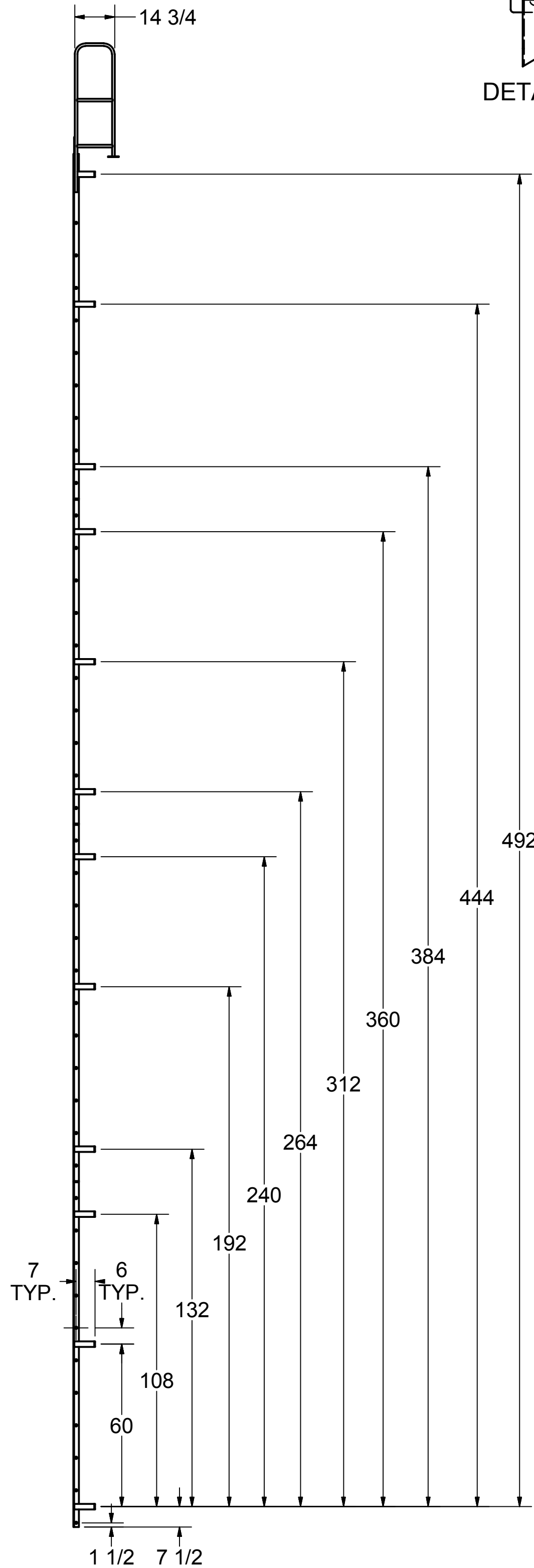
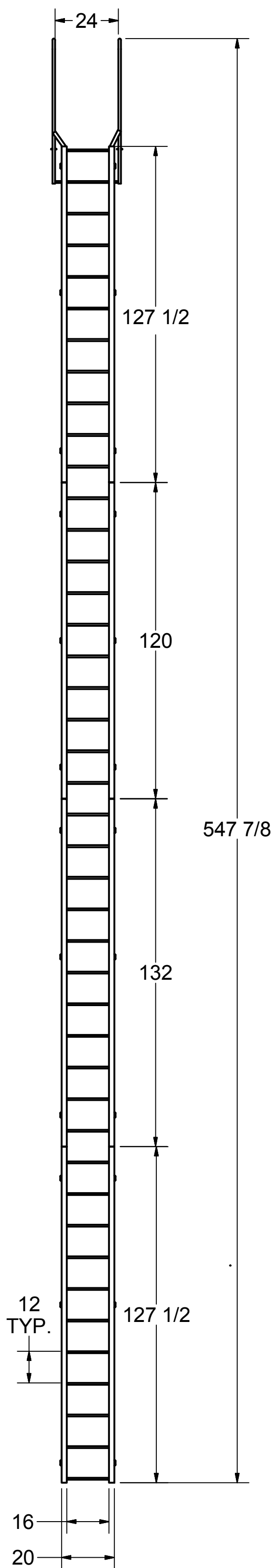


DETAIL A



NOTE:
STANDOFF BRACKET LOCATIONS
ARE $\pm 1"$.
DO NOT PREDRILL HOLES IN THE
STRUCTURE.
HOLES SHOULD BE MATCH DRILLED
TO INSURE PROPER ALIGNMENT



3D MODEL AVAILABLE IN STEP FILE FORMAT ON OUR WEBSITE

DRAWN GB	12/28/2016	Cotterman® Division of Material Control, Inc. 130 Seltzer Road, Croswell, Michigan 48422 U.S.A.	
CHECKED			
APPROVED		TITLE	
PART D0570361 F33W FOR CATALOG		F43W	
THIS PRINT IS PROPERTY OF COTTERMAN® COMPANY, AND MAY NOT BE USED IN WHOLE OR PART WITHOUT WRITTEN PERMISSION.		Drawing is computer generated, and print might not be to scale	
		SIZE C	DWG NO 3570389 F43W FOR CATALOG.dwg
		DIMENSIONS IN INCHES UNLESS NOTED	
		SHEET 1 OF 1	
		REV A	